



INTRODUCING

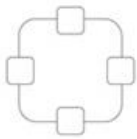
GVERSE

A low cost, low-risk way to access our technology



Introduction

Experience LMKR's digital transformation on the cloud with GVERSE Go, a pay per use subscription program that allows access to LMKR's G&G software. Have constant access to technology while paying only for what you use. Built to increase agility and reduce IT complexity, GVERSE GO prepaid subscription program gives you:



Data stored on internal network



A la Carte checkout/charging



Access with each daily checkout



Grace time



Maintenance & Support





Zero joining fee

The GVERSE & GeoGraphix software along with all maps and project data are located on your network and behind your company's firewall eliminating any threats to integrity of your data. Leverage the full strength of GeoGraphix and GVERSE suites with:

- Access without additional licenses
- Increased performance at lower costs
- Complete transparency of use through GVERSE Go Portal
- Improved collaboration between teams

Packages & Pricing

 <p>GVERSE GO FOR GeoGraphix</p> <p>↑ POPULARITY 8</p> <p>BUY</p> <p>GVERSE Go - GeoGraphix Initial Minimum Subscription \$999 (Introductory Price)</p>	 <p>GVERSE Go - GeoGraphix</p> <table border="1"> <thead> <tr> <th></th> <th>Daily Rate*</th> </tr> </thead> <tbody> <tr> <td>Data Manager</td> <td>\$16.88</td> </tr> <tr> <td>GeoAtlas</td> <td>\$15.13</td> </tr> <tr> <td>IsoMap</td> <td>\$12.92</td> </tr> <tr> <td>SmartSection</td> <td>\$18.16</td> </tr> </tbody> </table> <p>*Introductory Pricing</p>		Daily Rate*	Data Manager	\$16.88	GeoAtlas	\$15.13	IsoMap	\$12.92	SmartSection	\$18.16
	Daily Rate*										
Data Manager	\$16.88										
GeoAtlas	\$15.13										
IsoMap	\$12.92										
SmartSection	\$18.16										

FAQ's

- **How to get GVERSE Go?**
You can subscribe to GVERSE Go by simply visiting our eStore at www.gverse.com.
- **How does the license check-out work?**
All licensing is À la carte. You only pay for the modules you use.
- **Who is eligible to join the GVERSE Go program?**
Currently, only independent consultants and companies based in North America.
- **How do I know I'm only being charged for what I'm using?**
Each night you will receive an email showing the usage report for that day.
- **Does the daily rate for each module include a full 24 hours of use?**
Yes. You get a full 24 hours of use for any module you open.
- **I already have GeoGraphix and I don't want to be charged for licenses that I already own. How does that work?**
Your GVERSE Go license must have a lower priority compared to your existing LMKR software license server(s) in LMKR License Management Tool (LMT). This can be done by configuring the GVERSE Go server below the existing license entry in LMT.
- **What if I open a module by mistake? Do I still get charged for it?**
Licenses that are checked out for less than 5 minutes will not incur a daily charge.
- **What information will I need to provide to avail the GVERSE Go services?**
Company's network end point IP address, Username, and email addresses.
- **I'm concerned that people from outside my network may try to check out my licenses.**
Only traffic from authorized customer IP address will be allowed access to the GVERSE Go license server.
- **I'm concerned that anyone on my network will be able to check out licenses and I'll have to pay for them. Can I limit who gets to check out a license?**
Unfortunately, at this time, there is no way to limit license checkout requests from your network.
- **I'm concerned that a resource charged on one machine will get charged again if the same software is used at the same time from another machine?**
A license/resource charged on one machine will be charged again if it is used on another machine.
- **Will I be able to call LMKR Support if I have questions or run into problems with the software?**
Yes. LMKR email and phone support is included with your GVERSE Go subscription.
- **What are my payment options and how often will I receive an invoice?**
This is a pre-paid program. You pay by credit card and continue to use the program as long as you have sufficient balance. When you are running out of balance, you can top-up from www.gverse.com.
- **My Company doesn't authorize credit card purchases. What are my options?**
Speak with your LMKR Account Manager; they can help with other possible payment options.
- **What if GVERSE Go isn't for me? How do I cancel my subscription?**
You may cancel your subscription within 15 days of initial subscription.
- **Can I simply change the license server priority list on LMT to start consuming GVERSE Go server license?**
No. You will need to shut down GeoGraphix and close GVERSE applications, and then configure the GVERSE Go server license in LMT.
- **Do I need to change my firewall settings?**
Yes. You need to change your firewall settings to allow public IPs to be accessible to your IT network.
- **Do I get a sales tax invoice?**
Yes. We will email you a sales tax invoice at the end of each month for your total usage of the month.
- **Is there a specific browser I need to use?**
The recommended browser for use with the GVERSE Go portal is Google Chrome.